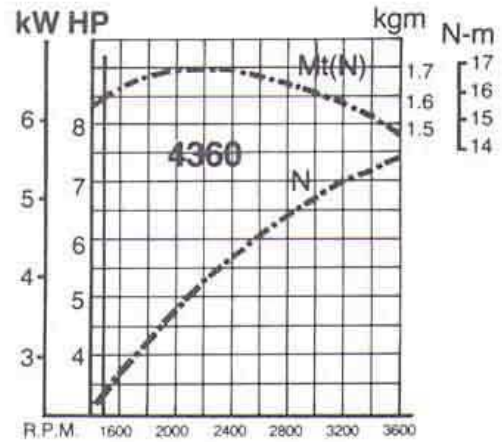
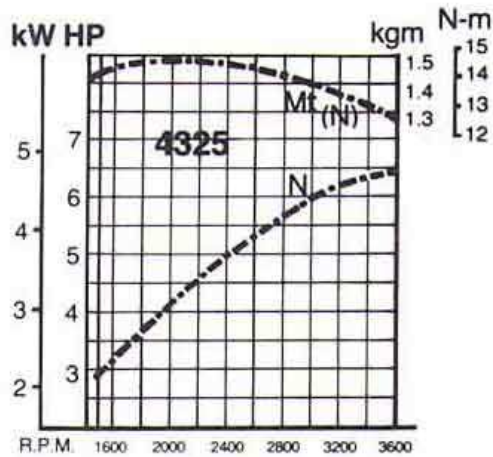


Vertical, single cylinder, air-cooled, cold starting, compression ignition, four stroke, high speed diesel engine.



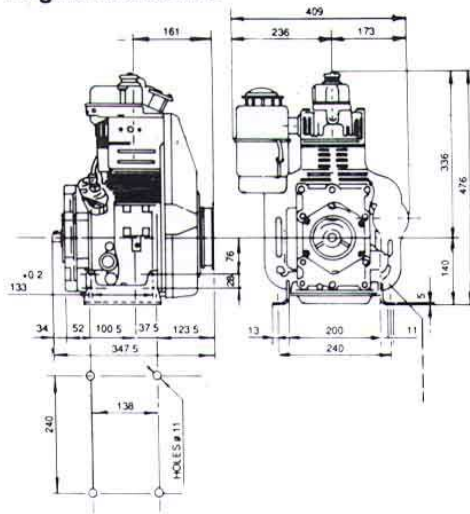
MODEL		4325	4360
Bore	mm	78	82
Stroke	mm	68	68
Displacement	cm ³	325	359
Compression ratio	-	18:1	18:1
Oil Sump capacity	litres	1.0	1.0
Lub Oil Consumption	kg/hr	0.013	0.015
Dry weight	kg	38	44
Maximum torque	kgm	1.48	1.71
RPM		3600	3600
HP	N DIN 70020	6.5	7.5
SFC	gm/bhp/hr	220	220

HPs indicated are valid for fully run in engines fitted with standard air cleaner and standard exhaust silencer. The maximum HP is guaranteed with a tolerance of 5%. The HP must be derated for ambient conditions as per the relevant standard.

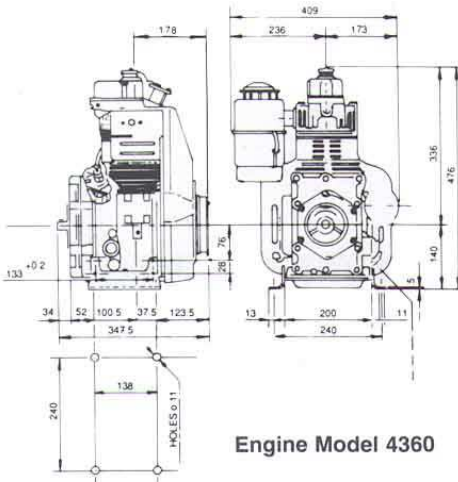
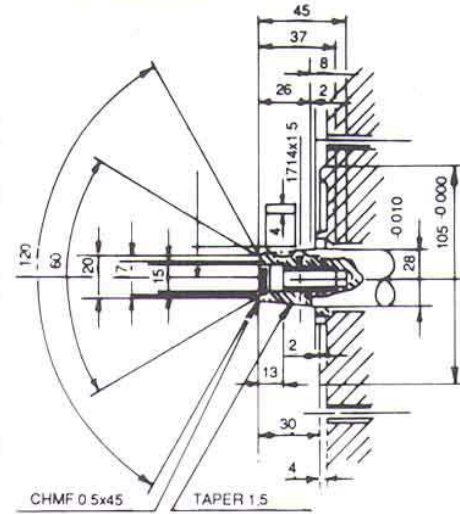
RATINGS N DIN 70020

Automotive Rating : Intermittent duty at variable speed and load.

Engine Model 4325



P T O DETAILS



Engine Model 4360

PTO DETAILS	A	B
Auto Conical Ø28 mm	105	52
Splined Ø25.4 mm	105	52
Splined Ø20 mm	85	56

In view of continuous improvement the specifications and dimensions are subject to change without notice.